


InertCore Plus C18

The High Performance Core-shell Column For UHPLC/HPLC



-
- | | |
|--|--|
| • Base Material : Core-shell type silica gel | • End-capping : Yes |
| • Particle Size : 2.6 μm | • Carbon Loading : 15 % |
| • Solid Core : 2.0 μm | • USP Code : L1 |
| • Surface Area : 200 m^2/g | • pH Range : 1 - 10 |
| • Pore Size : 90 Å (9 nm) | • Max Pressure : 100 MPa (2.1 mm I.D.) |
| • Functional Group : Octadecyl | 60 MPa (3.0 mm I.D., 4.6 mm I.D.) |
-



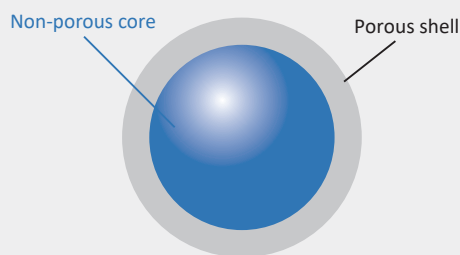
The manufacturing process is strictly controlled to minimize differences between and to ensure quality and supply stability.

Core-Shell Technology for the highest theoretical plates.

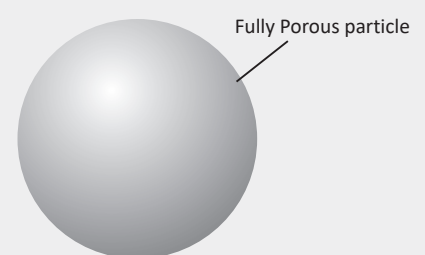
The molecules of the target analytes pass through the fine pores in the particles in the packing material. Core-shell particles are formed around a solid non-porous core, resulting in less diffusion inside the fine pore structure. This differs from the more traditional fully porous particle.

When using a core-shell column, the distribution of molecules in the peak is narrower when the target compound is eluted from the column, resulting in a greater number of theoretical plates.

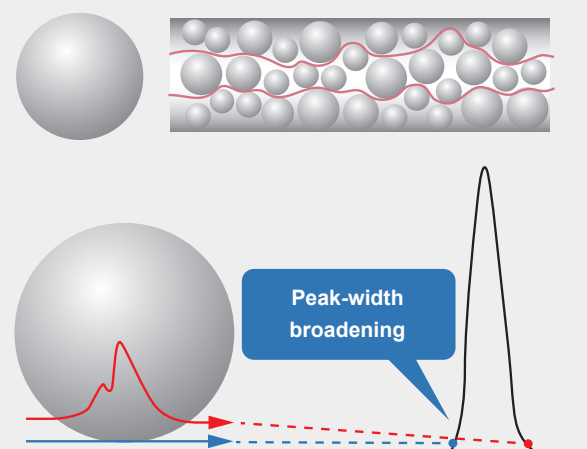
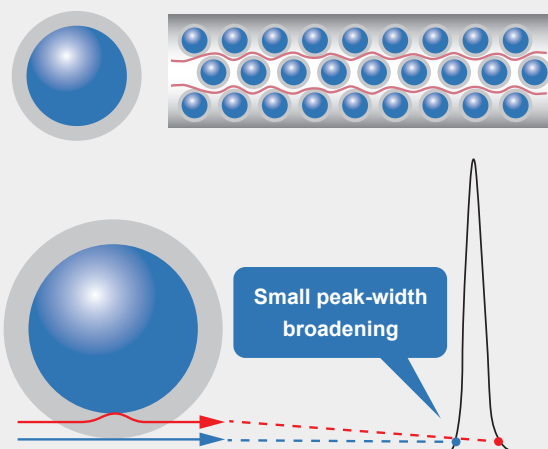
Core-Shell type packing material



Conventional fully porous packing material



- The effect of multiple-path diffusion is significantly reduced by improving the particle size distribution homogeneity to the highest achievable limits.
- A 2.6 μm core-shell packing material achieves a comparable number of theoretical plates as a Sub 2 μm fully porous packing material, but with the same back-pressure as a column using 3 μm fully porous packing material.
- The theoretical plates are improved by reducing diffusion inside the particle.

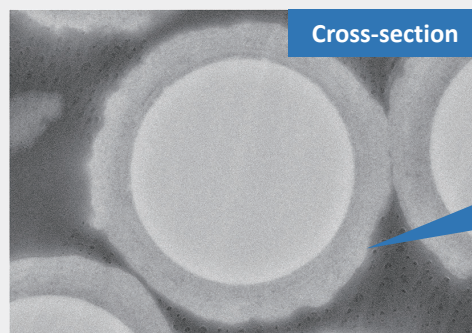
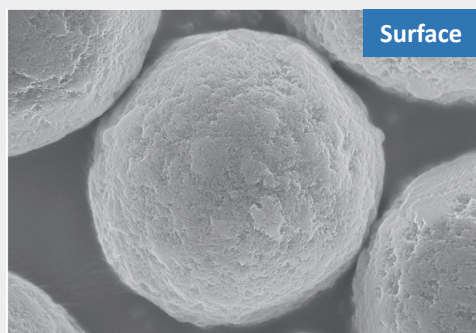


Comparison with Products from Other Suppliers

The InertCore Plus C18 columns are subjected to rigorous internal quality control from bare silica manufacturing to inspection, resulting in superior reproducibility due to shell layer homogeneity.

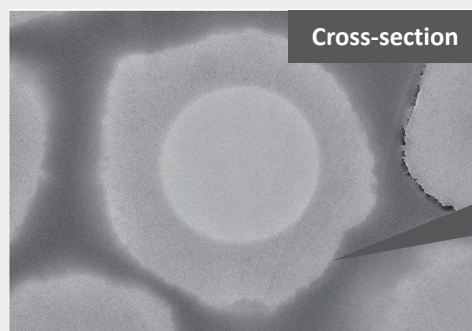
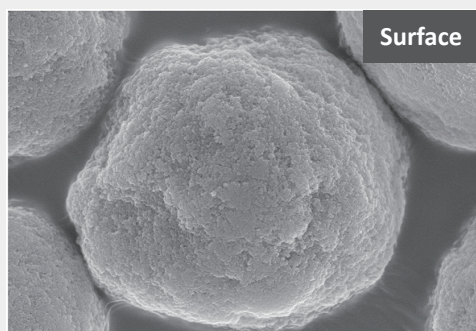
SEM image

InertCore Plus C18



Shell layer is homogeneous.

Core-shell columns from other suppliers

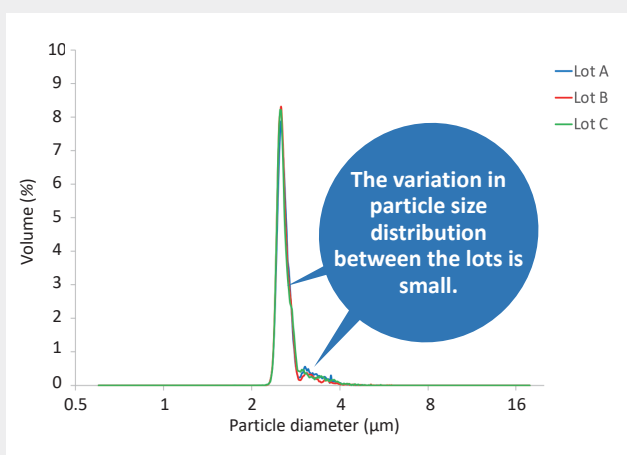


Shell layer is non-homogeneous

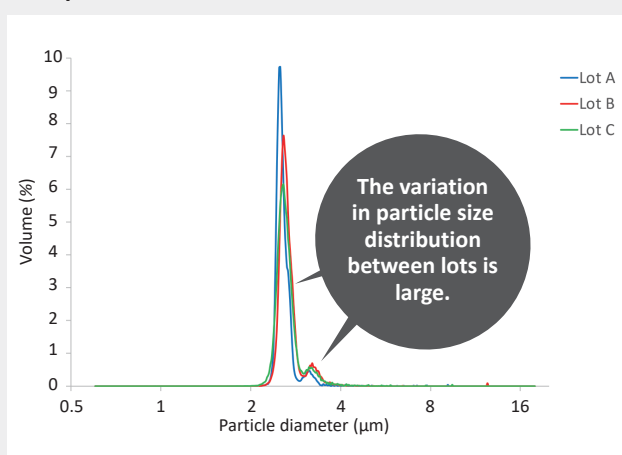
Compare with other core-shell brand columns, InertCore Plus C18 delivery extremely stable batch-to-batch performance.

Particle size distribution

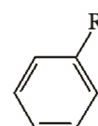
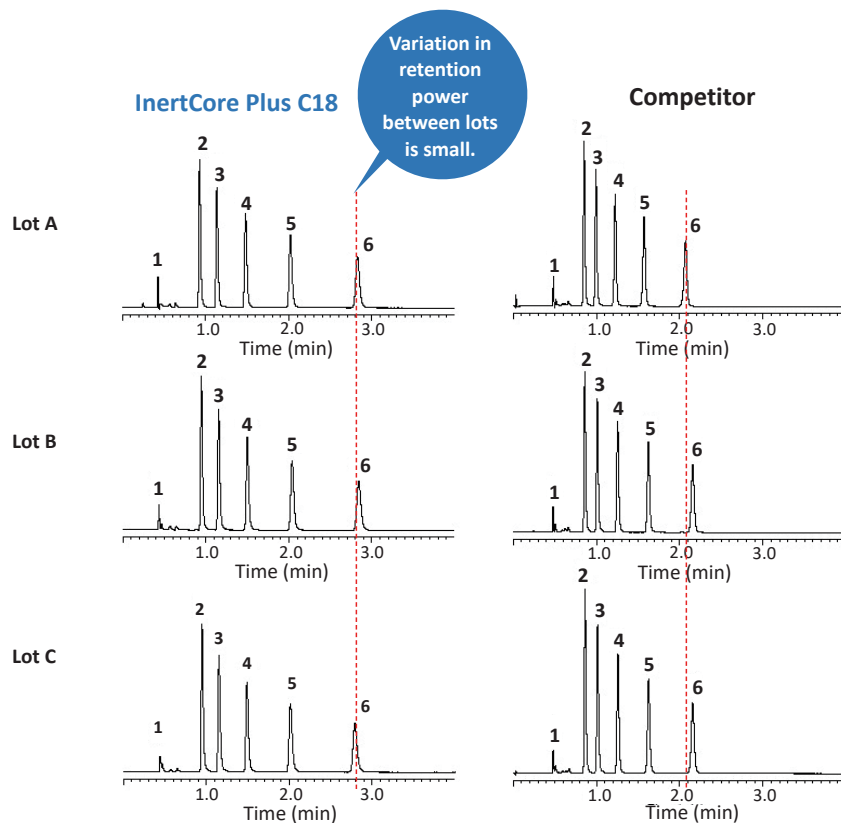
InertCore Plus C18



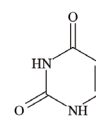
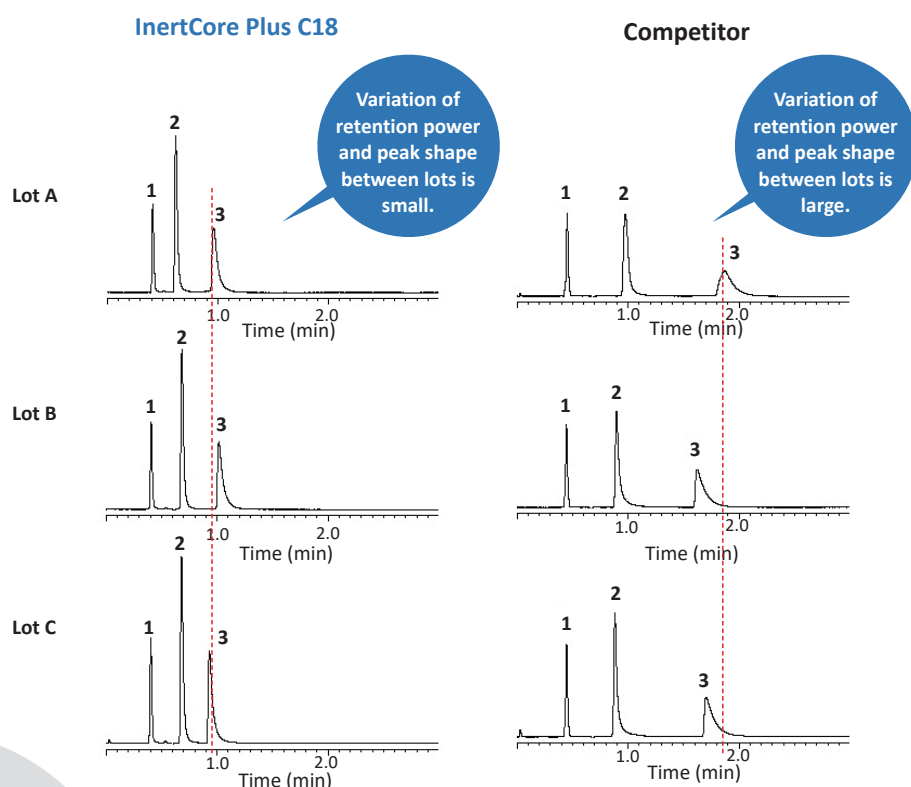
Competitor



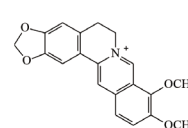
Superior Reproducibility



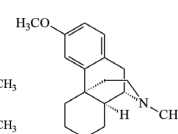
- R: 2. Toluene — CH₃
 3. Ethylbenzene — CH₂CH₃
 4. Propylbenzene — CH₂CH₂CH₃
 5. n-Butylbenzene — CH₂CH₂CH₂CH₃
 6. n-Amylbenzene — CH₂CH₂CH₂CH₂CH₃



1:Uracil
(Neutrality)



2:Berberine chloride
(Basicity)

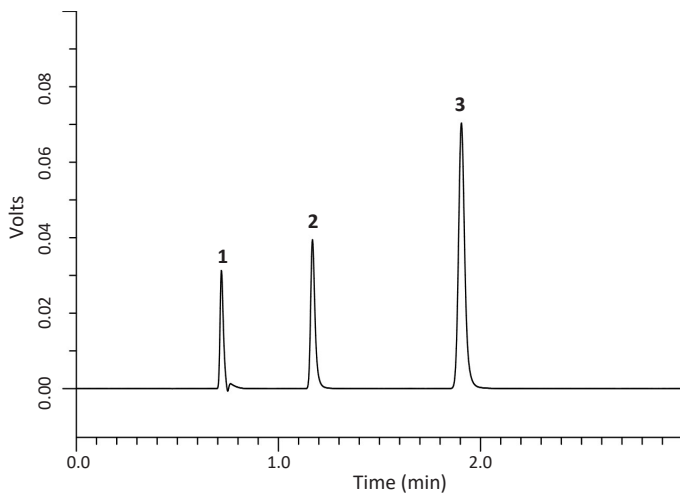


3:Dextromethorphan
(Basicity)



High Durability

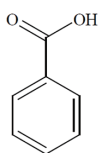
InertCore Plus C18 has high durability demonstrating that the performance for retention time, theoretical plate and symmetry factor is maintained even after 2000 continuous injections.



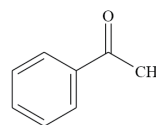
Conditions

Column Size : 2.6 μ m, 100 \times 4.6 mm I.D.
Eluent : CH₃CN/0.1 % H₃PO₄ in H₂O = 40/60, v/v
Flow Rate : 1.0 mL/min
Col Temp. : 40 °C
Detection : UV 254 nm
Inj. Vol. : 10 μ L
Sample : 1. Uracil 1 mg/L
2. Benzoic acid 20 mg/L
3. Acetophenone 5 mg/L

Performance is maintained even after 2000 injections.

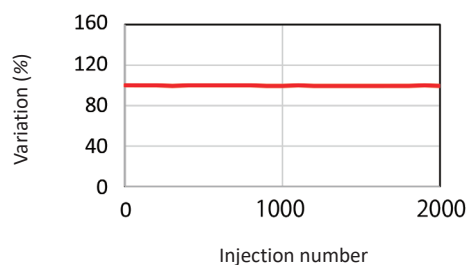
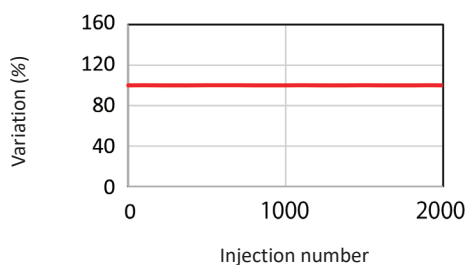


2. Benzoic acid

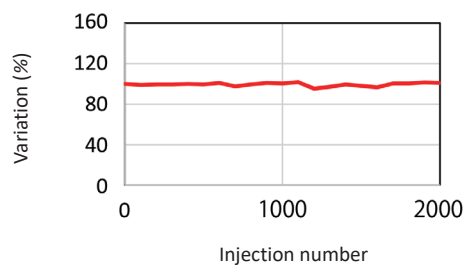
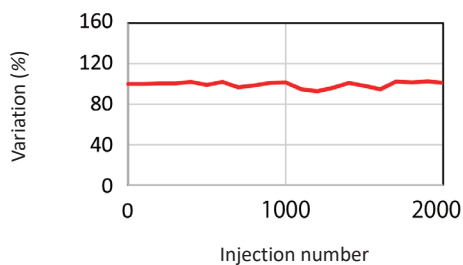


3. Acetophenone

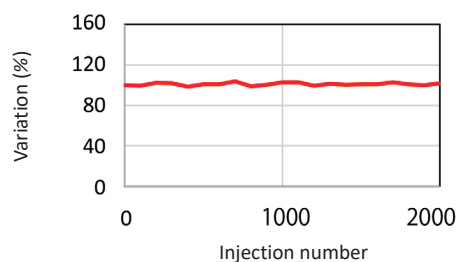
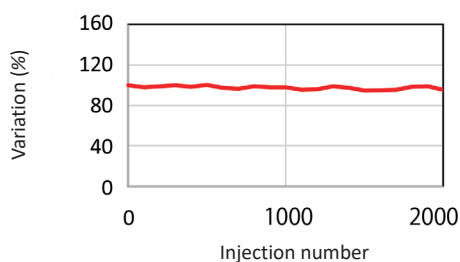
Retention time



Theoretical plates



Symmetry factor

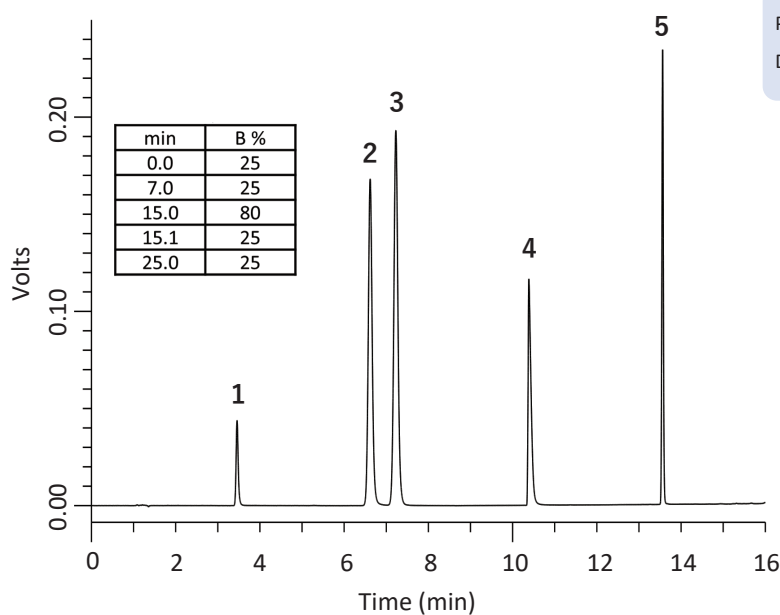




Suitable for Both General Purpose HPLC and UHPLC

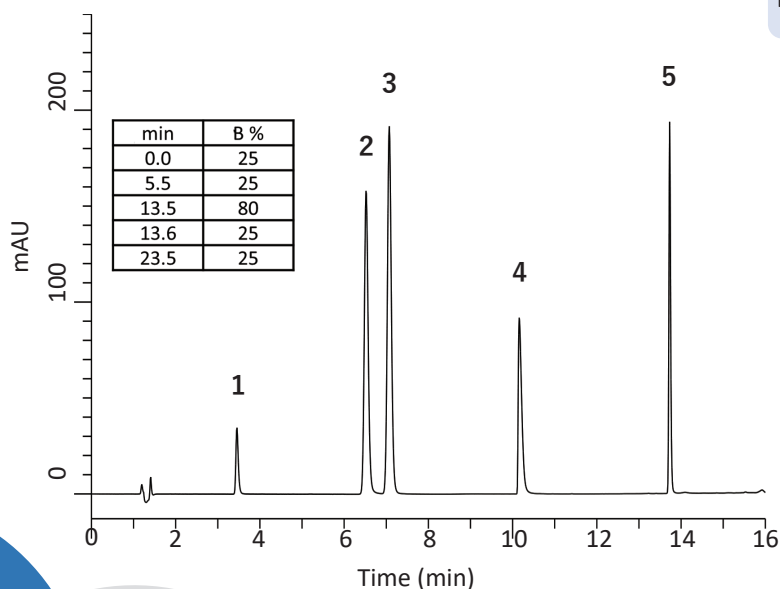
The results of analyses performed with the InertCore Plus C18 on two different HPLC systems, under the same conditions are shown. Peak shapes are excellent in both cases and equivalent chromatograms were obtained.

When UHPLC is used



Pressure: 22.0 MPa (including all plumbing, etc.)
Degree of separation between peak 2 and peak 3: 3.65

When general purpose HPLC is used



Pressure: 19.0 MPa (including all plumbing, etc.)
Degree of separation between peak 2 and peak 3: 3.29

Conditions

Column Size : 2.6 μ m, 150 \times 4.6 mm I.D.
Eluent : A) 10 mM KH_2PO_4 in H_2O (pH 2.0, H_3PO_4)
B) CH_3CN
Flow Rate : 1.0 mL/min
Col.Temp. : 40 $^\circ\text{C}$
Detection : PDA
Injection Vol. : 2 μ L
Sample : 1. Benzoic acid
2. Ethyl p-Hydroxybenzoate
3. Acetophenone
4. Amitriptyline
5. Indomethacin
(100 mg/L in 50 % MeOH)

* To eliminate the effect of system volume, plumbing size, etc. A general purpose HPLC system is optimized.

Ordering Information

Analysis column

Description	Particle Size (µm)	Length / Inner Diameter (mm)	2.1	3.0	4.6
InertCore Plus C18	2.6	50	5020-17510	5020-17515	5020-17520
		100	5020-17511	5020-17516	5020-17521
		150	5020-17512	5020-17517	5020-17522

Note) The type of fitting connections used is Parker type (UP type).

Guard column

Description	Particle Size (µm)	Inner Diameter (mm)	Length (mm)	Cat. No
InertCore Plus C18	2.6	2.1	20	5020-17506
		3.0	20	5020-17507
		4.6	20	5020-17508

Note) The type of fitting connections used is Parker type (UP type).



GL Sciences disclaims any and all responsibility for any injury or damage which may be caused by this data directly or indirectly. We reserve the right to amend this information or data at any time and without any prior announcement.

GL Sciences Inc. Japan

22-1 Nishishinjuku 6-chome
Shinjuku-ku, Tokyo
163-1130, Japan

Phone: +81-3-5323-6620
Fax: +81-3-5323-6621
Email: world@glsc.co.jp
Web: www.glsciences.com

GL Sciences Inc. USA

4733 Torrance Blvd. Suite 255
Torrance, CA 90503
USA

Phone: +1-310-265-4424
Fax: +1-310-265-4425
Email: info@glsciencesinc.com
Web: www.glsciencesinc.com

GL Sciences B.V.

Dillenburgstraat 7C
5652AM, Eindhoven
The Netherlands

Phone: +31-40-254-9531
Email: info@glsciences.eu
Web: www.glsciences.eu

GL Sciences (Shanghai) Limited

Tower B, Room 2003
Far East International Plaza
No.317 Xianxia Road, Changning District
Shanghai, China 200051

Phone: +86-21-62782272
Email: contact@glsciences.com.cn
Web: www.glsciences.com.cn



International Distributors

Visit our Website at www.glsciences.com/distributors